

Montauk Property Owners Survey

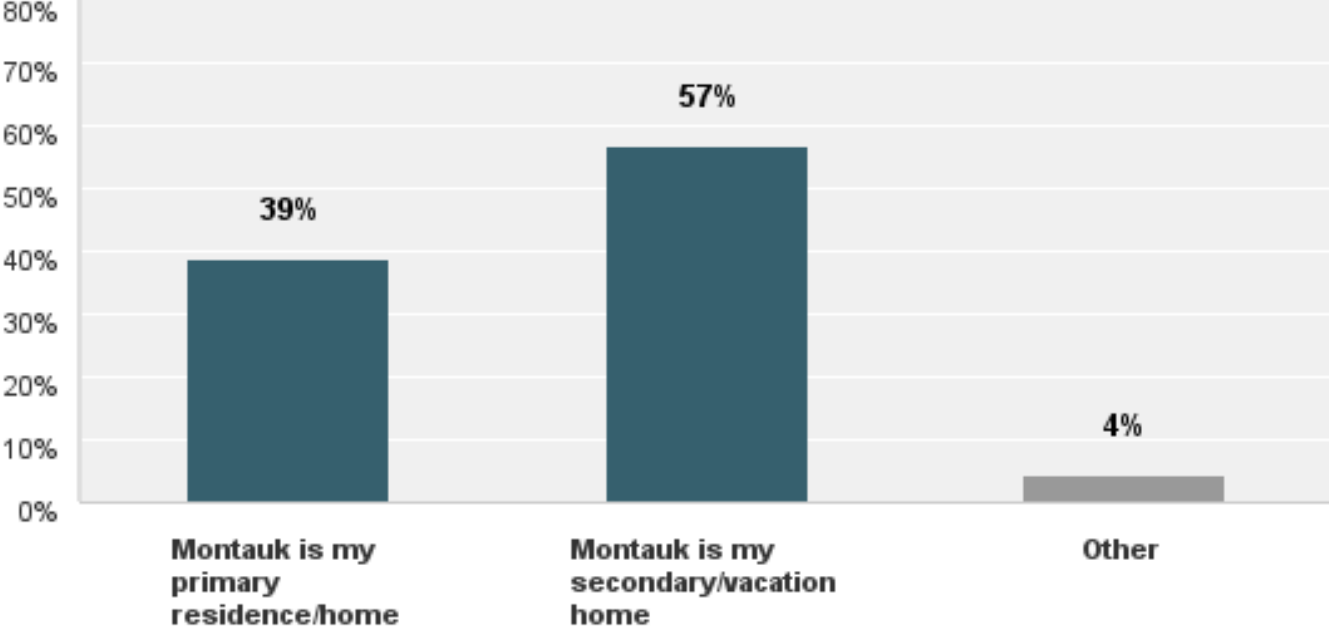
Montauk United

Oct. 18, 2016

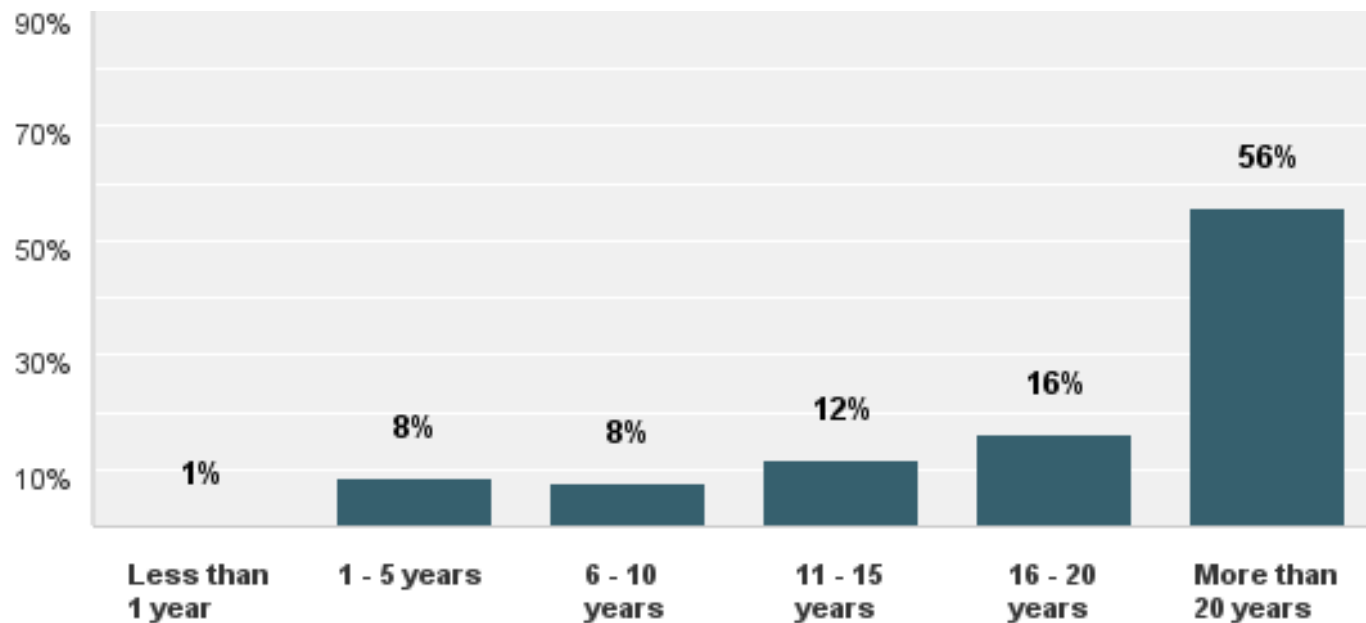
Montauk Property Owners Survey

- **Quantitative benchmark study of issues specific to Montauk**
 - Quality of Life
 - Environment
 - Town services and civic groups
 - Subjective comments – “How do you feel about Montauk now and in the future?”
- **Survey mailed to all Montauk property owners (home and business) based on East Hampton Town records, on August 12, 2016**
 - Surveys delivered 3,816
 - Responses received 2,228 (58% response rate)
- **The Process**
 - Questions developed by Market Research professional , Sally Krusch, with input from CCOM and Montauk Citizen’s Advisory Committee
 - Over 60 volunteers to help
 - Results analyzed using cloud based on line tool, SurveyMonkey, by John and Joan Stikeman
 - Mailed in August to ensure respondents had an opportunity to experience part of summer 2016

Residence status in Montauk:

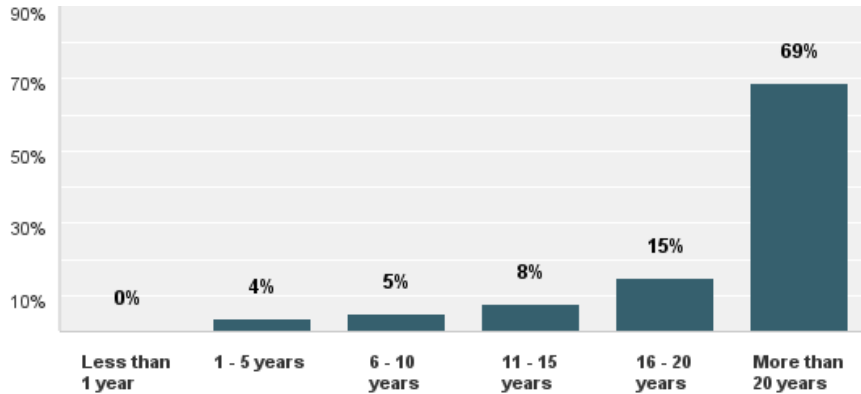


Length of time as a home owner:

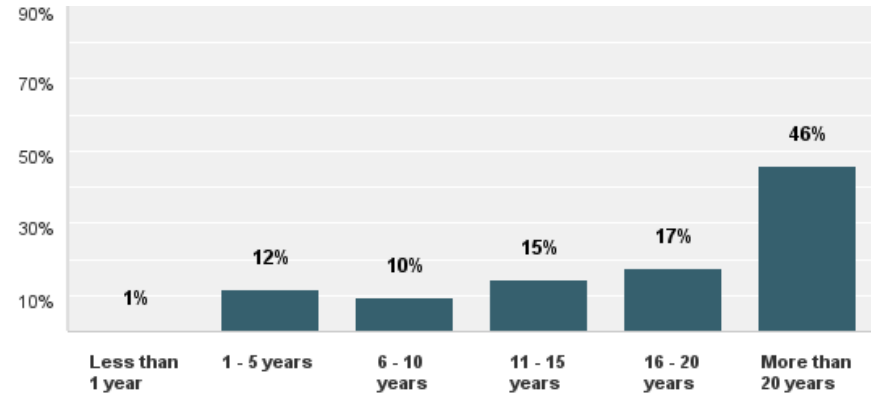


Length of time as a home owner:

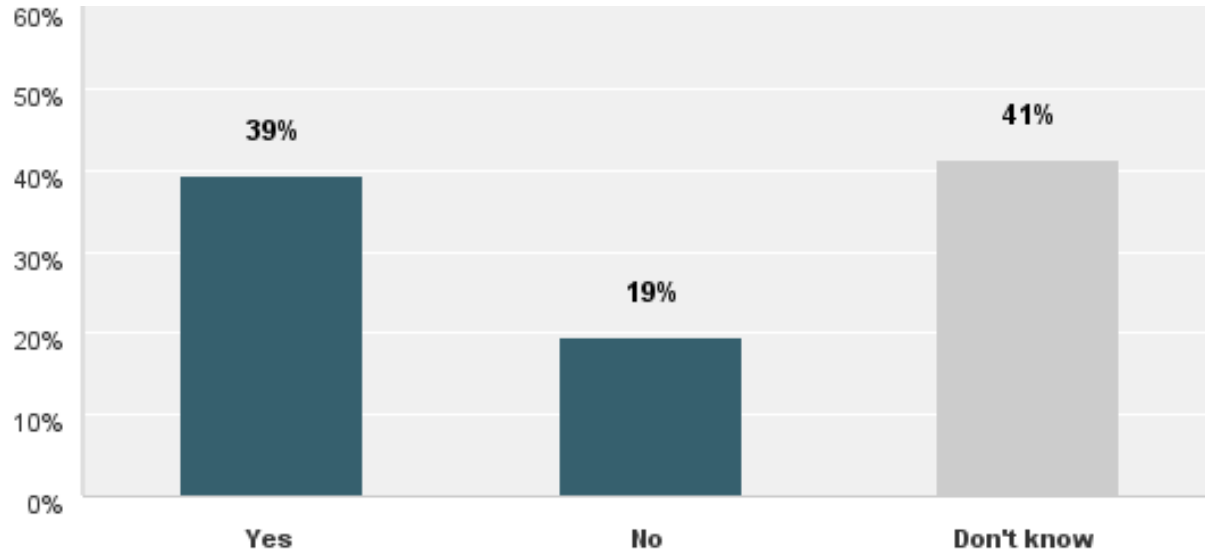
Primary Residence



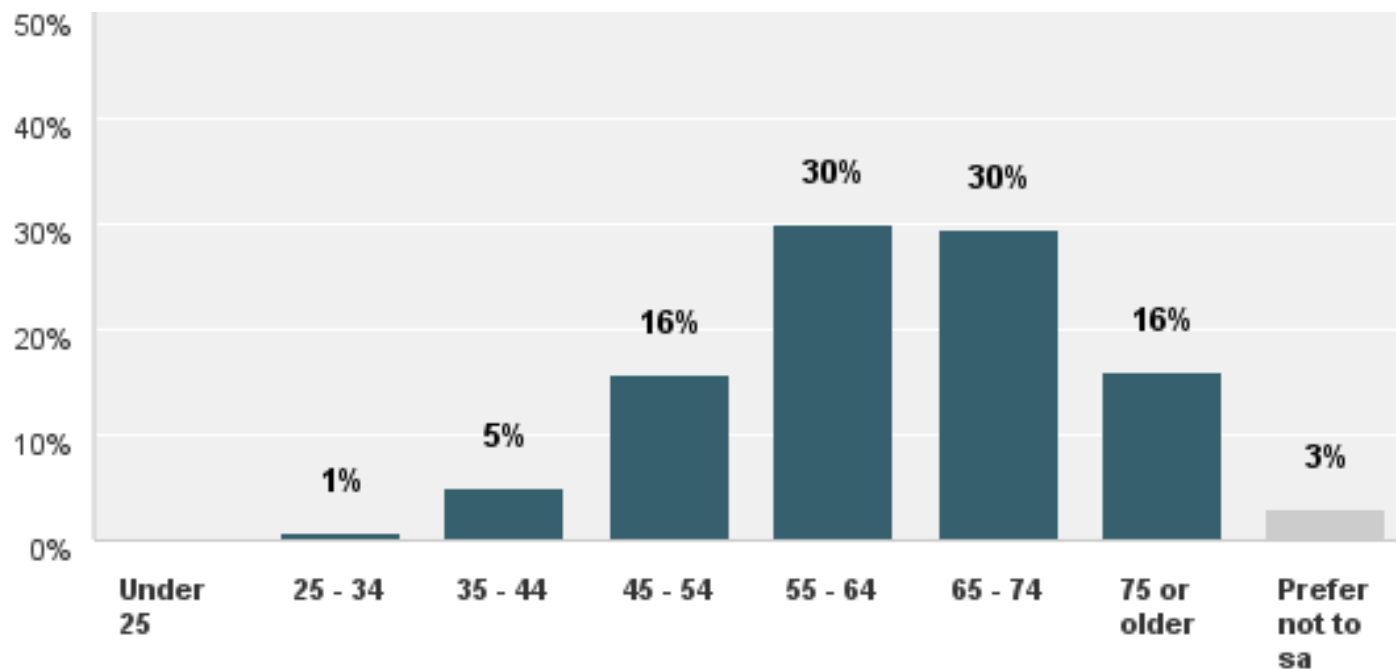
Secondary / Vacation Home



Do you plan on retiring/moving permanently to Montauk some day?

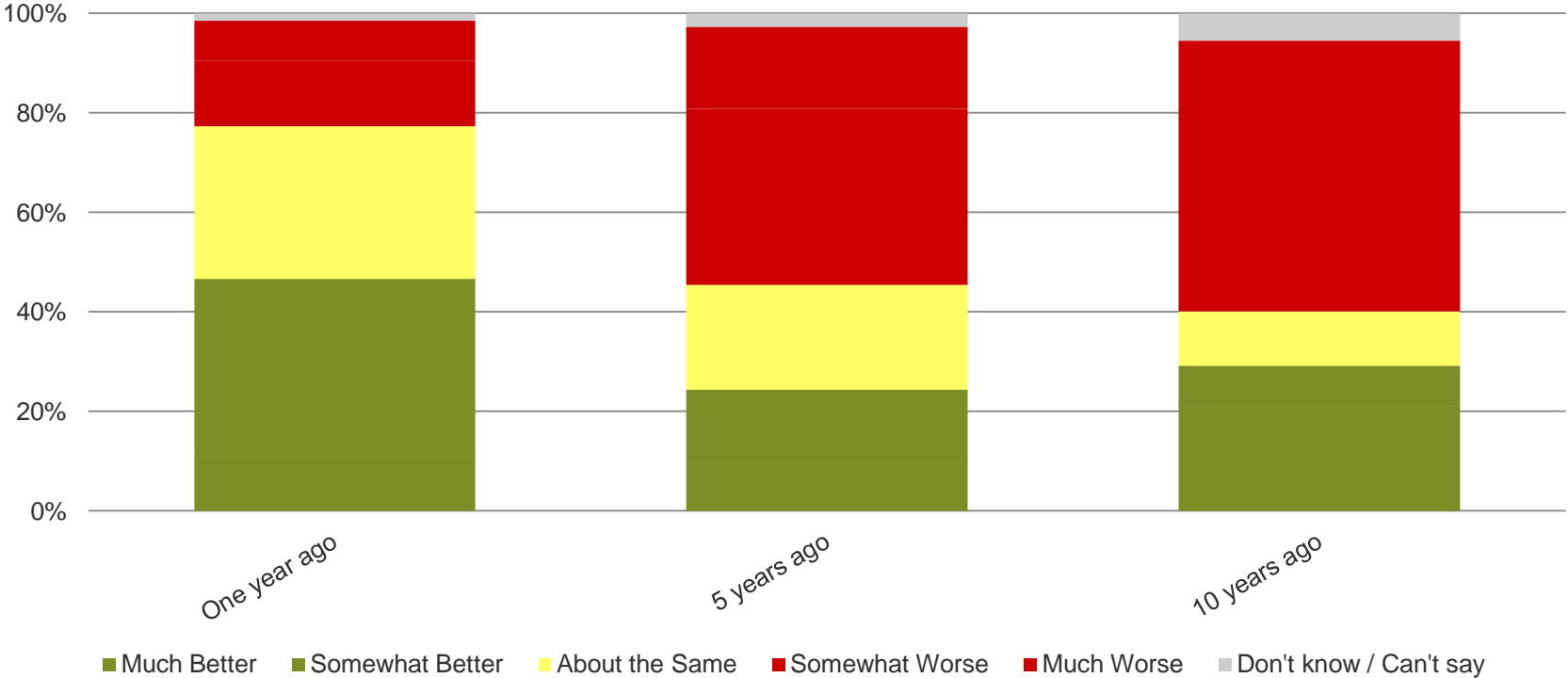


Age groups:



SURVEY RESULTS

1. How do you feel about the overall quality of life in Montauk today, compared to previous points in time?

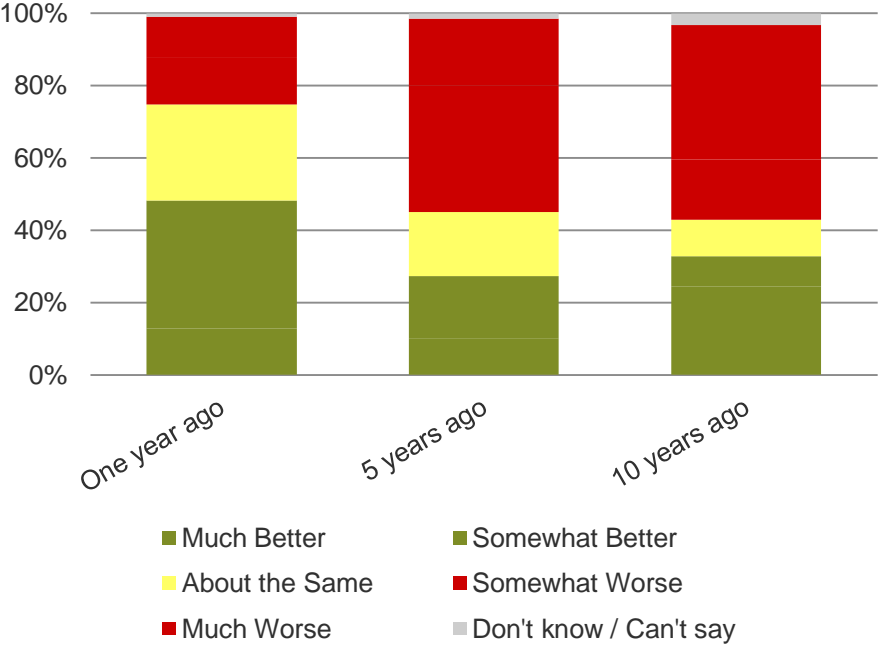


1. How do you feel about the overall quality of life in Montauk today, compared to previous points in time?

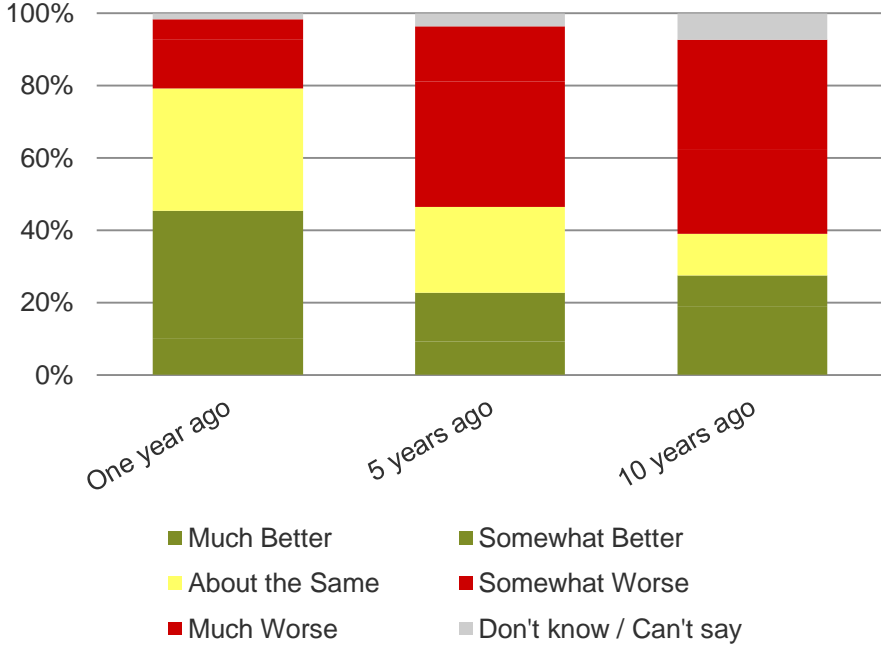
	Much Better	Somewhat Better	About the Same	Somewhat Worse	Much Worse	Don't know / Can't say
One year ago	11%	36%	31%	13%	8%	2%
5 years ago	10%	15%	21%	35%	16%	3%
10 years ago	21%	8%	11%	21%	33%	5%

1. How do you feel about the overall quality of life in Montauk today, compared to previous points in time?

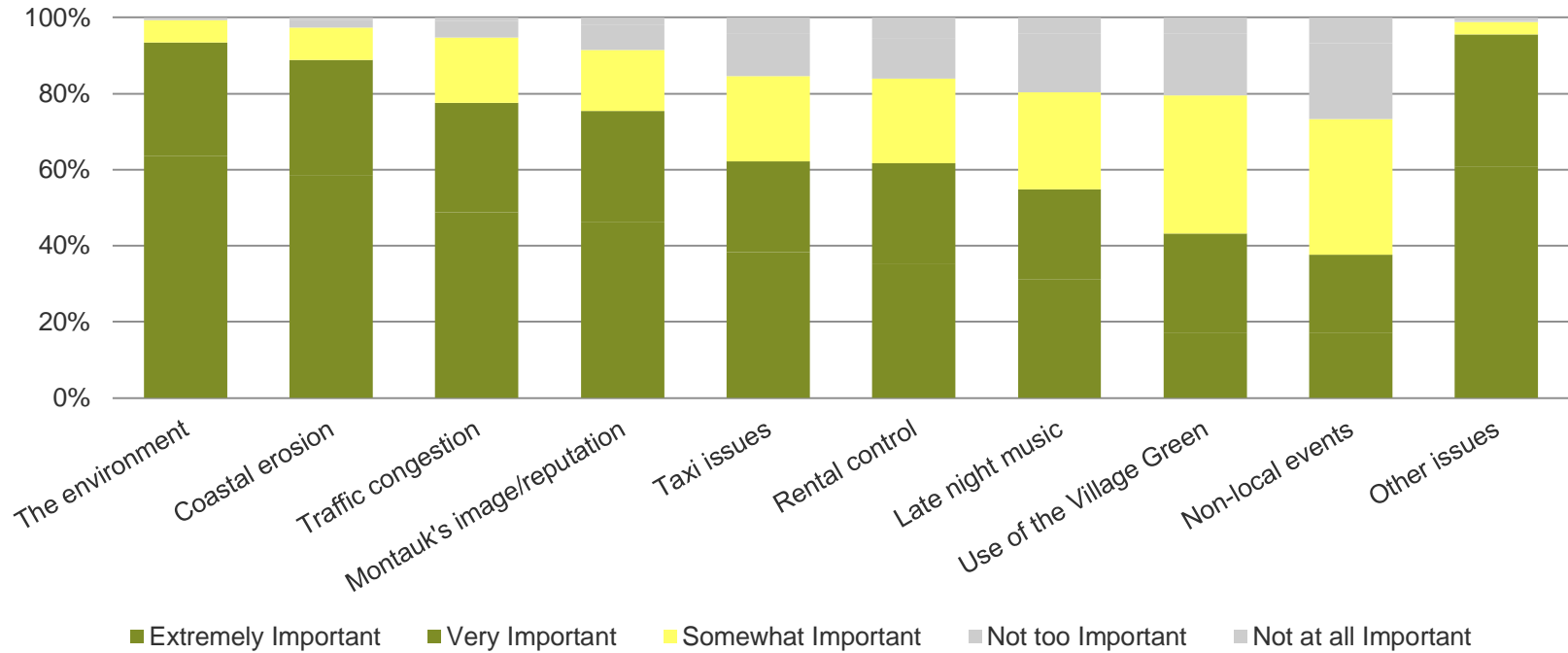
Primary Residence



Secondary / Vacation Home



2. How important are the following issues to you?



2. How important are the following issues to you?

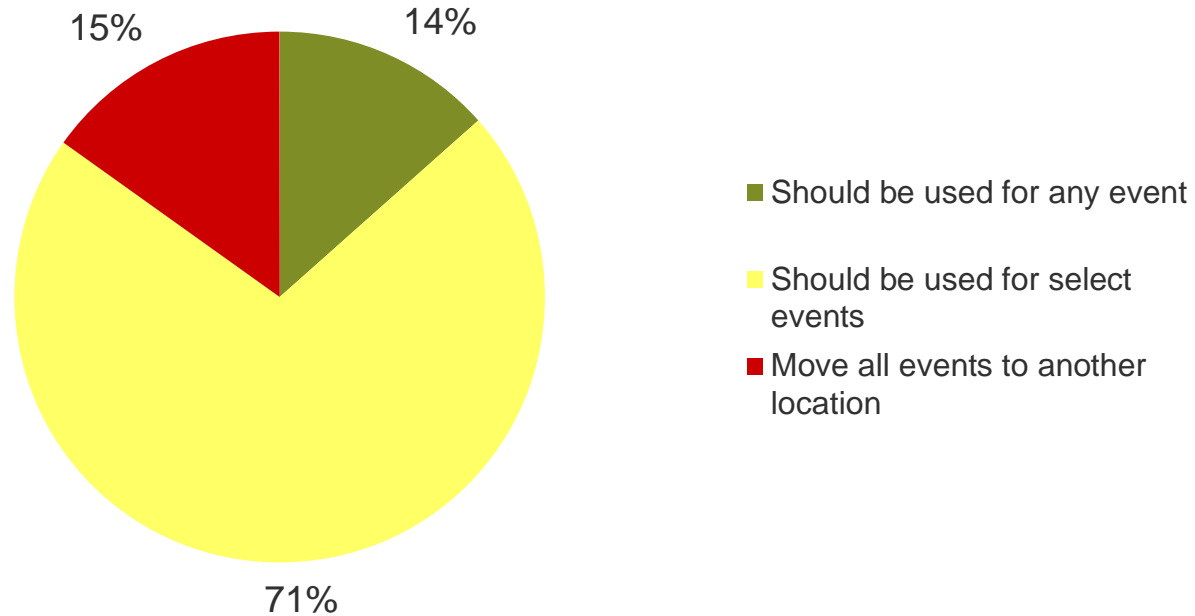
	Extremely Important	Very Important	Somewhat Important	Not too Important	Not at all Important
The environment	64%	30%	6%	1%	0%
Coastal eroision	59%	30%	9%	2%	1%
Traffic congestion	49%	29%	17%	4%	1%
Montauk's image/reputation	46%	29%	16%	7%	2%
Taxi issues	38%	24%	22%	11%	4%
Rental control	35%	26%	22%	11%	6%
Late night music	31%	24%	26%	15%	4%
Use of the Village Green	17%	26%	36%	16%	4%
Non-local events using local resources	17%	21%	36%	20%	7%
Other issue (optional)	61%	35%	3%	0%	1%

2. Other issues

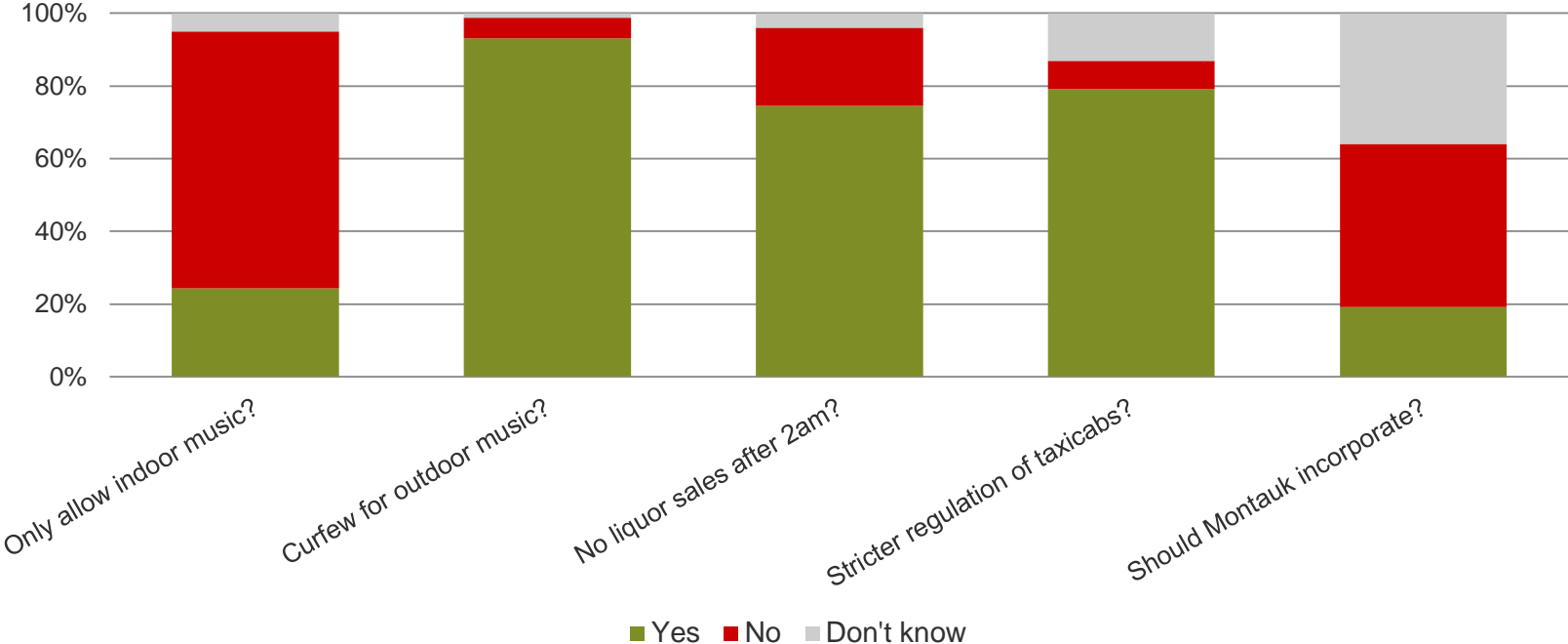
(704 comments)

Police Cost of Living Business Village Garbage
Surf Lodge Litter Code Enforcement Housing Street
Control Music Parking Rental Beach
Water Quality Taxis Laws Traffic Speed
Town Late Night Montauk Quality of Life Local
Building Permits Noise

3. How should the Village Green be used?



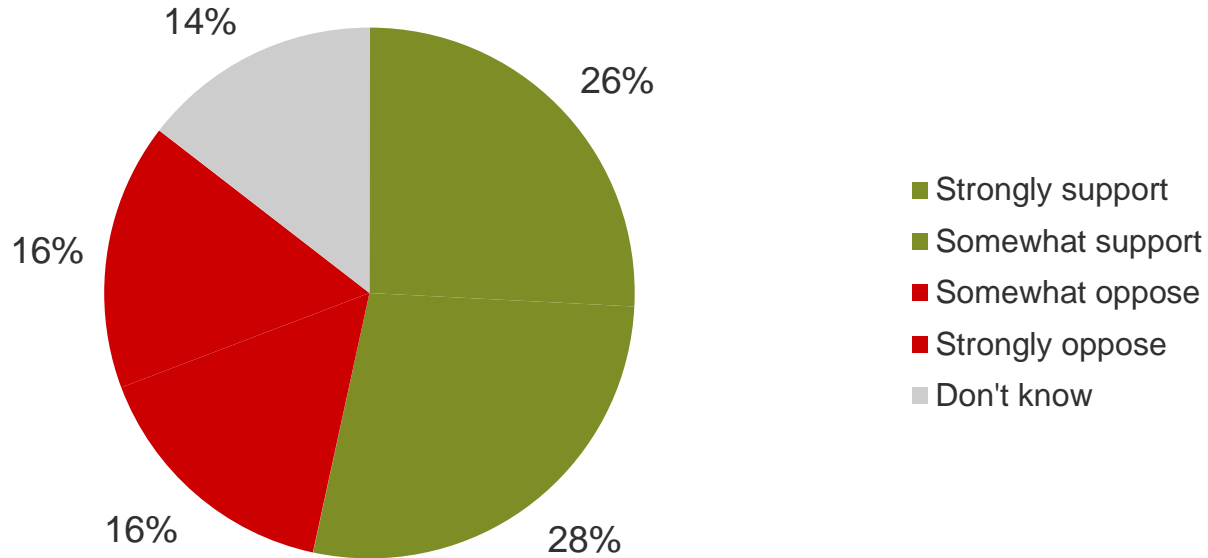
4. Please answer the following on specific Montauk issues?



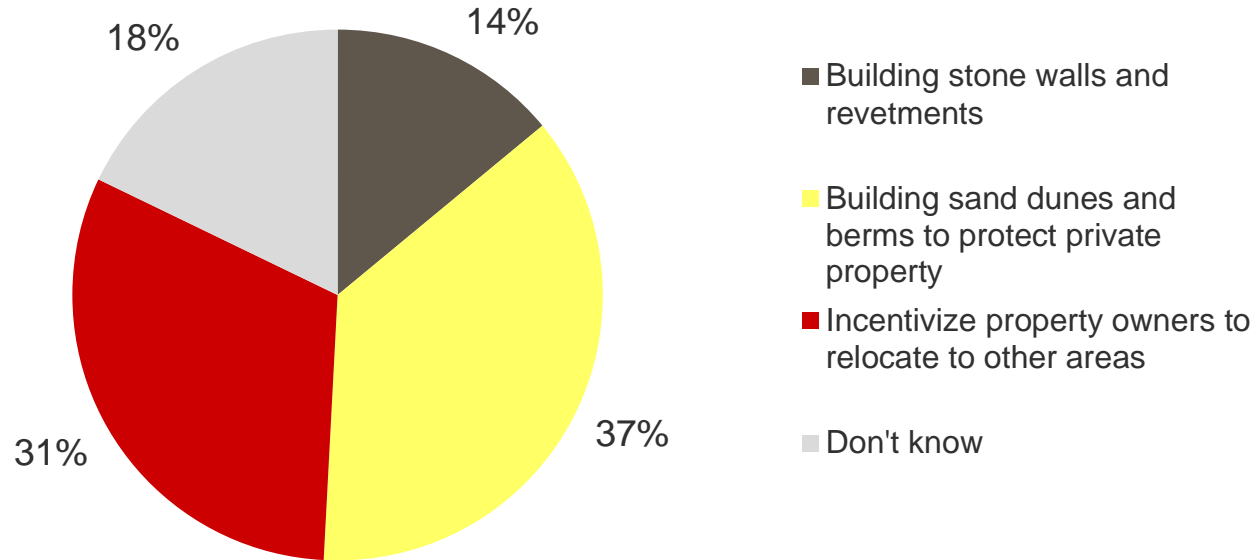
4. Please answer the following on specific Montauk issues?

	Yes	No	Don't know
Should only indoor music be allowed?	24%	71%	5%
Should music outdoors have a curfew?	93%	6%	1%
Should liquor sales in drinking establishments be prohibited after 2am?	75%	21%	4%
Should there be stricter regulation of taxicabs?	79%	8%	13%
Should Montauk incorporate as an independent village?	19%	45%	36%

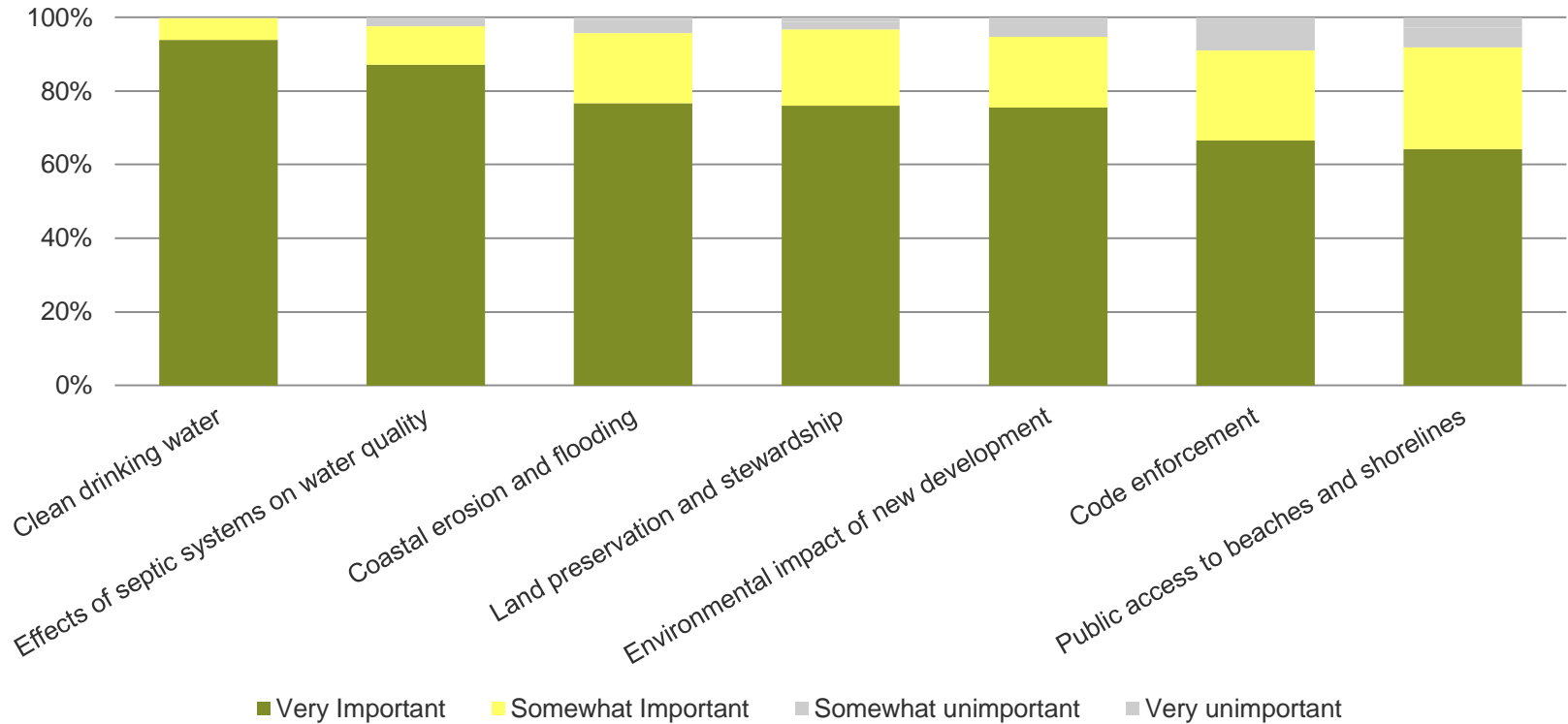
5a. Following a major storm which damages or destroys buildings on the coastline, property owners should be required to relocate their structures away from the water.



5b. In light of sea level rise and coastline erosion, East Hampton Town should allow:



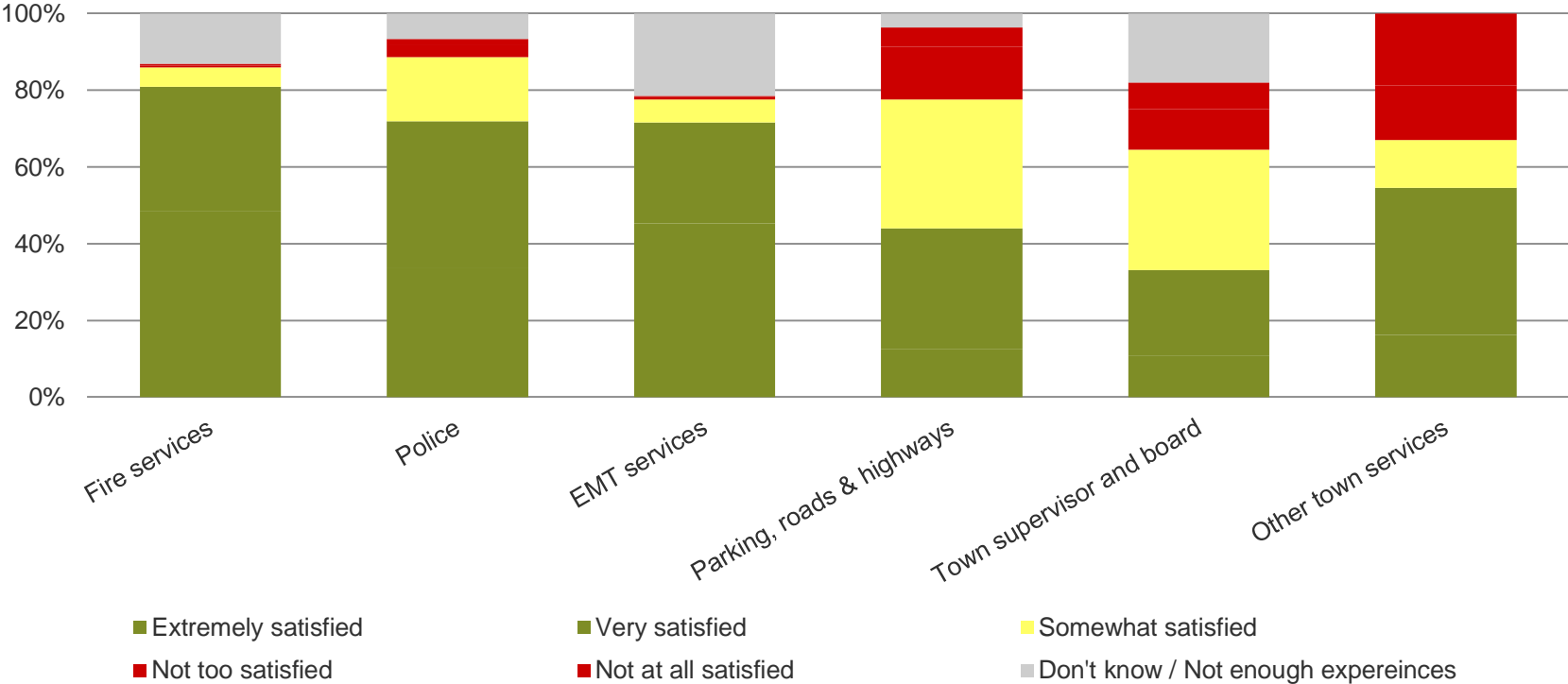
5c. How important are the following issues to you?



5c. How important are the following issues to you?

	Very Important	Somewhat Important	Somewhat Unimportant	Very Unimportant	Don't Know
Availability of clean drinking water	93%	6%	0%	0%	1%
Effects of septic systems on drinking water, harbors, and ponds	86%	10%	2%	1%	1%
Coastal erosion and flooding	76%	19%	4%	1%	1%
Land preservation and stewardship	75%	20%	2%	1%	1%
Minimize environmental impact of new development proposals	74%	19%	4%	1%	2%
Code enforcement	65%	24%	7%	2%	2%
Public access to beaches and shorelines	63%	27%	5%	3%	1%

6. How satisfied are you with the following Town services?



6. How satisfied are you with the following Town services?

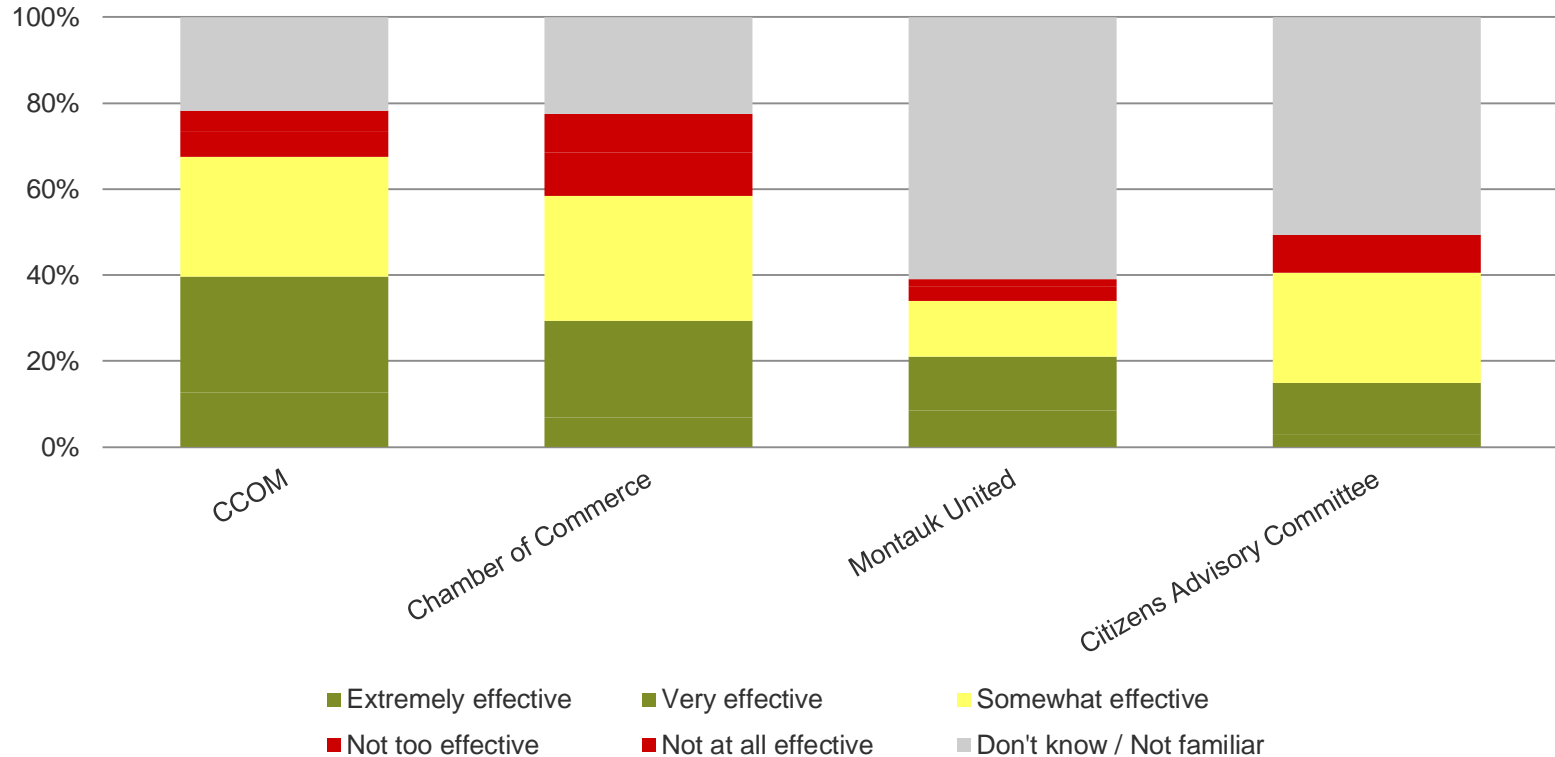
	Extremely Satisfied	Very satisfied	Somewhat Satisfied	Not Too Satisfied	Not at All Satisfied	Don't Know / Not Enough Experience
Fire services	49%	32%	5%	0%	0%	13%
Police	34%	38%	17%	3%	1%	7%
EMT services	45%	26%	6%	1%	0%	21%
Parking, roads and highways	13%	31%	34%	14%	5%	4%
Town supervisor and board	11%	22%	31%	11%	7%	18%
Other town service (optional)	16%	38%	12%	14%	19%	

6. Other Town services

(363 comments)

Sanitation Planning Board Marine Patrol
Chamber of Commerce Services Playhouse
Recycling Center Police Garbage
Dump Code Enforcement
Snow Removal Town Dept Beach Public
Parking Library Montauk Litter Road Street
Traffic Water Department

7. How effective are each of the following civic groups?



7. How effective are each of the following civic groups?

	Extremely Effective	Very Effective	Somewhat Effective	Not Too Effective	Not At All Effective	Don't Know / Not Familiar
Concerned Citizens of Montauk (CCOM)	13%	27%	28%	6%	5%	22%
Montauk Chamber of Commerce	7%	23%	29%	10%	9%	23%
Montauk United	8%	13%	13%	3%	2%	61%
Citizens Advisory Committee (CAC)	3%	12%	26%	5%	4%	51%

7. What do you like best about Montauk?

Open Space Protected Land Environment Clean Air
Family Preserved Land Small Town Lifestyle
Fishing Winter Beauty Laid
Beaches Life Natural Casual
Community Relaxed Ocean Fresh Air
Peace Location Local Friendly People Season

8. What do you like least about Montauk?

Influx Rude Visitors Clubs Affordable Housing Tourists
High Prices Overcrowding Cost Beach Season
Town Drunks Traffic Loud Music
Crowds Disrespectful Taxis Surf Lodge
Montauk Young People Congestion
Rude People Locals Neighbors Party People Trying
Expensive

9. What do you feel is the future of Montauk?

Jersey Shore Fishing Village Growth Young People
Affordable Middle Class Locals MTK Control
Wealthy Continue Island Family Bleak
Montauk Crowds Town Quality of Life
Future Vacation Destination Beach Natural Beauty
Rich Natural Resources Bright Party Scene Expensive
East Hampton

Summary

People really care / passionate about the issues

- 58% response rate overall
- Write-in comments from almost 90% of respondents
- Extremely knowledgeable

Permanent and secondary homeowners think alike

- 56% ownership of over 20 years

Most important issues

- The environment & water quality
- Unruly summer visitors
- Traffic congestion, taxis, parking
- Use of the Village Green

Very positive report overall

- People have a true appreciation for Montauk
 - We are on the right track
-